

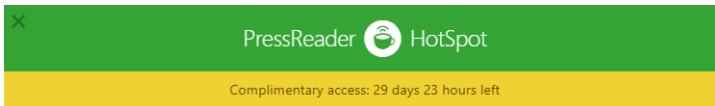


Easy step by step how to guide.....

1. Visit [www.pressreader.com](http://www.pressreader.com) and select sign in in the top right hand corner



3. Once logged in you will be prompted to customize your account if you wish. Then you will see a pop up box to confirm you now have access to the site for 30 days. If you have authenticated through the library hotspot you will have access for 3 days.



Welcome to WF Howes. Read or download your favourite title via Press Reader. Enjoy the complimentary access after you leave the WF Howes HotSpot.

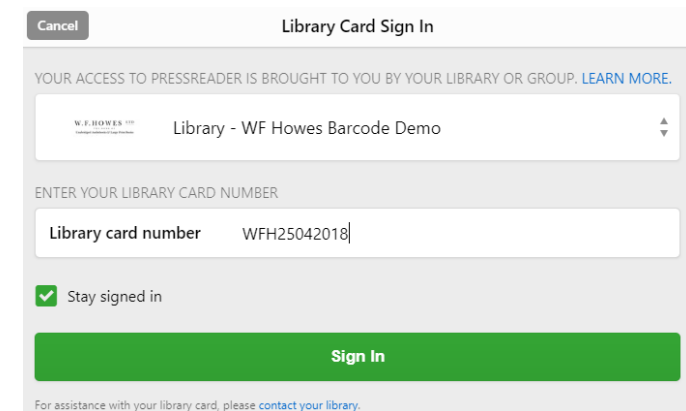
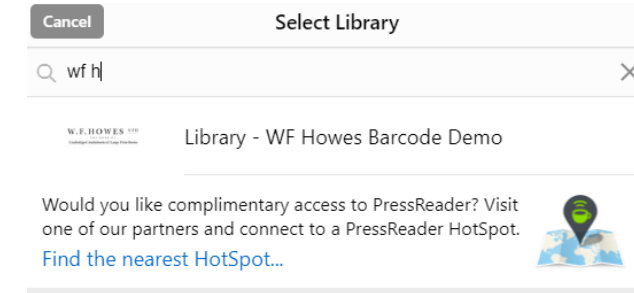
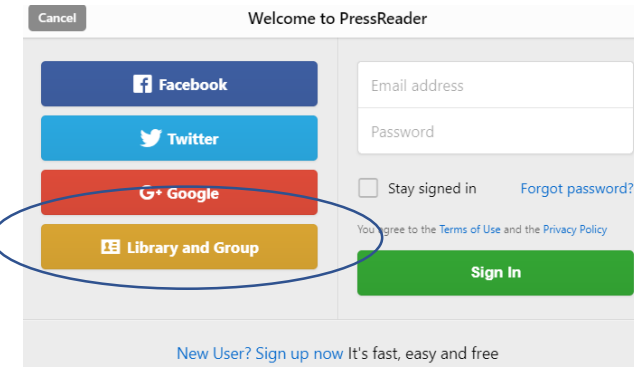
Select Publication



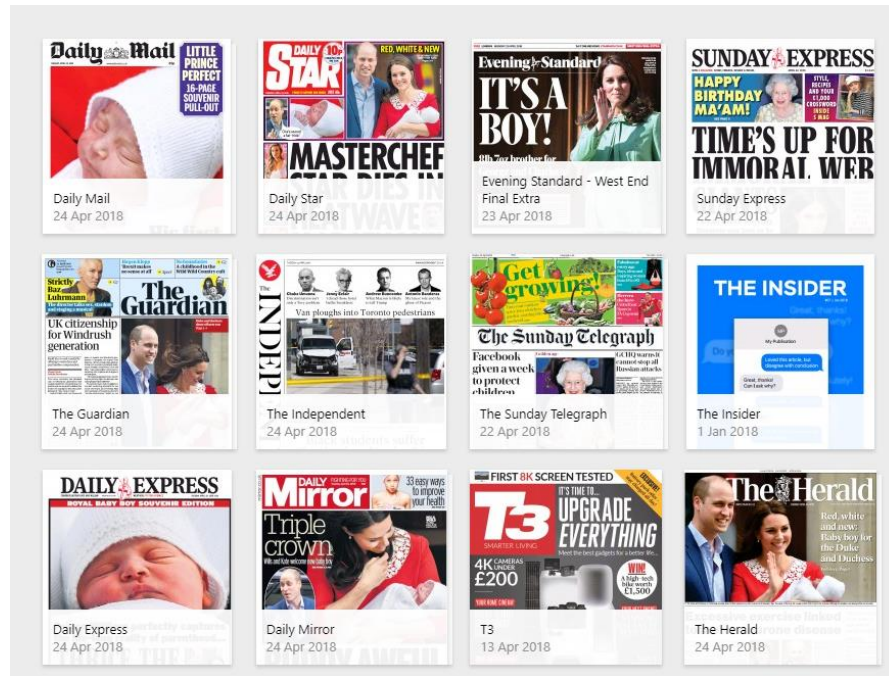
= this means you are logged into the site

# Web Users

2. A pop up box will appear, select the yellow Library and Group button, search for your library name and select, log in with your barcode (and pin if asked)



4. You can now browse publications from your access message, home feed or select from the Publications tab in the menu on the left hand side, select your preferred publication country, and select your favourite newspaper and read!



5. Once you have opened your newspaper you will have the option to view in text view, listen to articles, change the language, zoom in, link your device to open the newspaper in your Pressreader app and more!

